



PREFEITURA MUNICIPAL DE AÇAILÂNDIA
ESTADO DO MARANHÃO
CNPJ. (MF) 07.000.268/0001-72
Av. Santa Luzia, S/N, Parque das Nações

LEI MUNICIPAL Nº 356 DE 25 DE MARÇO DE 2011

Dispõe sobre o Plano de Amortização do Regime Próprio de Previdência Social do Município de Açailândia, Estado do Maranhão, e dá outras providências.

O Prefeito Municipal de Açailândia, Estado do Maranhão, no uso das suas atribuições legais e constitucionais, faz saber que a Câmara Municipal de Açailândia, Estado do Maranhão, aprovou e ele sanciona a seguinte Lei:

Art. 1º Esta Lei dispõe sobre o Plano de Amortização do passivo atuarial do Regime Próprio de Previdência Social do Município de Açailândia – MA, indicado no parecer atuarial para o exercício de 2011, conforme Anexos desta Lei.

Art. 2º Fica instituído o Plano de Amortização para equacionamento do passivo atuarial com as seguintes alíquotas suplementares:

PLANO DE AMORTIZAÇÃO			
ANO	ALÍQUOTA	ANO	ALÍQUOTA
2011	5,170%	2012	5,971%
2013	6,772%	2014	7,573%
2015	8,374%	2016	9,176%
2017	9,977%	2018	10,778%
2019	11,579%	2020 em diante	12,380%

§1º O plano de amortização será revisto nas avaliações atuariais anuais, sendo a sua revisão estabelecida por Decreto do Chefe do Poder Executivo.

§2º O plano de amortização estabelecido em um exercício permanecerá em vigência até que seja procedida, mediante ato, a revisão anual de que trata § 1º.

Art. 3º A presente Lei poderá ser regulamentada pelo Poder Executivo no que couber.

Art. 4º Esta lei entra em vigor na data da sua publicação, retroagindo seus efeitos a 01 de janeiro de 2011, revogando-se as disposições em contrário.

Gabinete do Prefeito Municipal de Açailândia, Estado do Maranhão, aos vinte e cinco (25) dias do mês de março (03) do ano de dois mil e onze (2011).


ILDEOMAR GONÇALVES DOS SANTOS
Prefeito Municipal

Mês	Fl. Salarial com var. mensal de: 0,08295381%	Contribuição Amortizante Fl.Sal. x Taxa Contrib.	Vr. Atual Contrib. Amort. deso. a 0,486755%	N	Saldo Devedor do Deficit Atuarial
dez-10					
jan-11	2.937.623,52	151.885,48	151.149,75	1	67.064.860,33
fev/11	2.940.260,55	152.011,47	150.542,36	2	67.238.677,10
mar/11	2.942.699,61	152.137,57	149.937,41	3	67.413.213,33
abr/11	2.945.140,69	152.263,77	149.334,90	4	67.588.472,41
mai/11	2.947.583,80	152.390,08	148.734,80	5	67.764.457,75
jun/11	2.950.028,93	152.516,50	148.137,12	6	67.941.172,79
jul/11	2.952.478,09	152.643,01	147.541,83	7	68.118.620,97
ago/11	2.954.925,29	152.769,64	146.948,94	8	68.296.605,75
set/11	2.957.376,51	152.896,37	146.358,44	9	68.475.730,62
out/11	2.959.829,77	153.023,20	145.770,30	10	68.655.399,06
nov/11	2.962.285,06	153.150,14	145.184,53	11	68.835.814,60
dez/11	2.964.742,39	306.554,36	289.202,23	12	69.016.980,77
jan/12	2.967.201,75	177.175,00	166.336,56	13	69.044.877,84
fev/12	2.969.663,16	177.321,98	165.668,16	14	69.202.919,82
mar/12	2.972.126,61	177.469,07	165.002,43	15	69.361.583,39
abr/12	2.974.592,10	177.616,29	164.339,38	16	69.520.871,46
mai/12	2.977.059,64	177.763,63	163.678,99	17	69.680.786,93
jun/12	2.979.529,22	177.911,09	163.021,25	18	69.841.332,74
jul/12	2.982.000,85	178.058,68	162.366,16	19	70.002.511,83
ago/12	2.984.474,54	178.206,38	161.713,70	20	70.164.327,17
set/12	2.986.950,27	178.354,21	161.063,86	21	70.326.781,73
out/12	2.989.428,06	178.502,16	160.416,63	22	70.489.878,50
nov/12	2.991.907,91	178.650,24	159.772,01	23	70.653.620,48
dez/12	2.994.389,81	357.596,87	318.259,94	24	70.818.010,68
jan/13	2.996.873,77	202.955,14	179.754,39	25	70.803.383,40
fev/13	2.999.359,79	203.123,50	179.032,05	26	70.944.079,38
mar/13	3.001.847,87	203.291,99	178.312,62	27	71.085.291,02
abr/13	3.004.338,02	203.460,63	177.596,08	28	71.227.020,70
mai/13	3.006.830,23	203.629,41	176.882,42	29	71.369.270,80
jun/13	3.009.324,51	203.798,33	176.171,62	30	71.512.043,71
jul/13	3.011.820,86	203.967,39	175.463,69	31	71.655.341,83
ago/13	3.014.319,28	204.136,59	174.758,59	32	71.799.167,58
set/13	3.016.819,78	204.305,93	174.056,33	33	71.943.523,39
out/13	3.019.322,34	204.475,40	173.356,90	34	72.088.411,69
nov/13	3.021.826,99	204.645,02	172.660,27	35	72.233.834,94
dez/13	3.024.333,71	409.629,57	343.932,89	36	72.379.785,60
jan/14	3.026.842,51	229.233,15	191.536,26	37	72.320.484,41
fev/14	3.029.353,39	229.423,31	190.766,58	38	72.442.159,02
mar/14	3.031.866,35	229.613,63	190.000,00	39	72.564.234,62
abr/14	3.034.381,40	229.804,10	189.236,49	40	72.686.713,58
mai/14	3.036.898,54	229.994,73	188.476,05	41	72.809.597,11
jun/14	3.039.417,76	230.185,52	187.718,67	42	72.932.887,22
jul/14	3.041.939,07	230.376,47	186.964,33	43	73.056.585,74
ago/14	3.044.462,48	230.567,57	186.213,03	44	73.180.694,48
					73.305.215,30

Mês	Fl. Salarial com var. mensal de: 0,08295381%	Fl. Sal. x Taxa Contrib. Amortizante	Vr. Atual Contrib. Amort. desc. e 0,486755%	N	Saldo Devedor do Déficit Atuarial
out/14	3.046.907,07	230.758,04	185.464,74	45	73.430.150,03
nov/14	3.052.045,28	230.950,26	184.719,46	46	73.555.500,54
dez/14	3.054.577,04	231.141,84	183.977,17	47	73.681.268,68
jan/15	3.057.110,93	231.411,84	183.977,17	48	73.574.996,71
fev/15	3.059.646,92	230.228,81	201.806,69	49	73.675.864,08
mar/15	3.062.185,02	250.441,36	200.188,05	50	73.777.009,02
abr/15	3.064.725,22	256.654,08	200.188,05	51	73.878.432,70
mai/15	3.067.267,52	258.866,99	199.383,60	52	73.980.136,30
jun/15	3.069.811,84	257.080,07	198.582,39	53	74.082.121,01
jul/15	3.072.350,46	257.293,33	197.784,39	54	74.184.308,01
ago/15	3.074.907,10	257.508,77	196.989,81	55	74.286.839,51
set/15	3.077.457,85	257.720,38	196.198,07	56	74.388.773,70
out/15	3.080.010,72	257.934,17	195.409,60	57	74.492.694,60
nov/15	3.082.565,71	258.148,13	194.624,36	58	74.598.303,02
dez/15	3.085.122,01	258.362,55	193.842,27	59	74.699.899,57
jan/16	3.087.682,04	283.312,46	210.682,04	60	74.544.365,82
fev/16	3.090.243,39	283.547,48	209.835,43	62	74.622.522,75
mar/16	3.092.808,07	283.782,69	208.992,21	63	74.700.823,96
abr/16	3.095.372,47	284.018,10	208.152,39	64	74.779.269,94
mai/16	3.097.940,20	284.253,70	207.315,94	65	74.857.861,20
jun/16	3.100.510,08	284.489,50	206.482,85	66	74.938.598,26
jul/16	3.103.082,05	284.725,50	205.653,11	67	75.015.481,84
ago/16	3.105.656,17	284.961,69	204.826,70	68	75.094.511,83
set/16	3.108.232,43	285.198,07	204.003,61	69	75.173.689,37
out/16	3.110.810,63	285.434,66	203.183,63	70	75.253.014,78
nov/16	3.113.391,37	285.671,43	202.367,35	71	75.332.488,57
dez/16	3.115.974,04	285.908,82	201.552,29	72	75.412.111,27
jan/17	3.118.558,06	311.128,60	218.271,08	73	75.258.002,16
fev/17	3.121.145,83	311.366,69	217.393,97	74	75.311.421,68
mar/17	3.123.734,09	311.605,20	216.520,38	75	75.364.841,69
abr/17	3.126.326,19	311.803,72	215.650,30	76	75.418.291,69
mai/17	3.128.918,60	312.162,46	214.783,72	77	75.471.802,07
jun/17	3.131.515,18	312.421,41	213.920,63	78	75.525.102,12
jul/17	3.134.112,87	312.680,57	213.061,00	79	75.578.621,77
ago/17	3.136.712,73	312.899,95	212.204,82	80	75.631.940,80
set/17	3.139.314,76	313.190,55	211.352,09	81	75.685.358,89
out/17	3.141.918,94	313.469,36	210.502,78	82	75.738.778,12
nov/17	3.144.525,28	313.719,39	209.658,88	83	75.792.191,97
dez/17	3.147.133,78	313.979,26	208.819,77	84	75.845.598,37
jan/18	3.149.744,45	339.473,14	224.675,41	85	75.898.989,37
fev/18	3.152.357,28	340.096,50	222.873,34	86	75.952.368,47
mar/18	3.154.972,28	340.332,54	221.977,73	87	75.608.188,71
abr/18	3.157.589,45	340.318,68	221.085,73	88	75.662.555,09
mai/18	3.160.208,79	340.600,96	220.197,30	89	75.668.898,30
jun/18	3.162.830,31	341.168,28	219.312,45	90	75.712.479,13
jul/18	3.165.454,00	341.449,28	218.431,15	92	75.737.902,09
ago/18	3.168.079,66	341.732,54	217.553,40	93	75.763.164,18
set/18	3.170.707,90	342.016,02	216.679,17	94	75.788.264,38
out/18	3.173.338,13	342.299,73	215.808,48	95	75.813.201,65
nov/18	3.175.970,53	342.583,25	214.939,90	96	75.837.723,75
dez/18	3.178.605,12	342.866,81	214.072,48	97	75.862.338,90
jan/19	3.181.241,69	343.150,42	213.206,12	98	75.887.047,00
fev/19	3.183.880,00	343.434,08	212.340,81	99	75.911.847,00
mar/19	3.186.522,01	343.717,79	211.475,55	99	75.936.731,44

Mês	Fl. Salarial com var. mensal de: 0,08295381%	Contribuição Amortizante Fl.Sal. x Taxa Contrib.	Vr. Atual Contrib. Amort. desc. a 0,488765%	N	Saldo Devedor do Deficit Atuarial
abr/19	3.109.165,35	369.270,70	227.228,41	100	75.481.089,01
mai/19	3.191.810,00	369.577,02	228.315,31	101	75.477.121,02
jun/19	3.194.458,81	369.883,80	225.405,87	102	75.472.825,66
jul/19	3.197.108,54	370.190,43	224.500,09	103	75.468.201,06
ago/19	3.199.760,66	370.497,52	223.597,94	104	75.463.245,38
set/19	3.202.414,88	370.804,86	222.699,43	105	75.457.958,71
out/19	3.205.071,51	371.112,46	221.804,52	106	75.452.333,22
nov/19	3.207.730,24	371.420,31	220.913,21	107	75.446.373,01
dez/19	3.210.391,17	743.456,84	440.050,96	108	75.068.536,35
jan/20	3.213.054,31	397.777,02	234.303,12	109	75.032.213,25
fev/20	3.215.719,66	398.106,99	233.361,59	110	74.997.391,51
mar/20	3.218.387,23	398.437,23	232.423,83	111	74.962.068,42
abr/20	3.221.057,00	398.787,75	231.489,85	112	74.926.241,26
mai/20	3.223.728,99	399.088,54	230.559,62	113	74.889.807,31
jun/20	3.226.403,20	399.429,61	229.633,13	114	74.853.063,83
jul/20	3.229.079,62	399.760,95	228.710,36	115	74.815.708,05
ago/20	3.231.758,27	400.092,57	227.791,29	116	74.777.837,21
set/20	3.234.439,13	400.424,46	226.875,93	117	74.739.448,52
out/20	3.237.122,22	400.756,63	225.964,24	118	74.700.539,19
nov/20	3.239.807,54	401.089,07	225.056,21	119	74.661.106,41
dez/20	3.242.495,08	802.843,58	448.303,66	120	74.217.771,62
jan/21	3.245.184,88	401.754,79	223.251,09	121	74.178.319,98
fev/21	3.247.876,88	402.088,08	222.353,96	122	74.132.328,82
mar/21	3.250.571,10	402.421,60	221.460,45	123	74.088.789,22
abr/21	3.253.267,57	402.755,43	220.570,52	124	74.044.704,25
mai/21	3.255.966,28	403.089,53	219.684,18	125	74.000.088,96
jun/21	3.258.667,23	403.423,91	218.801,37	126	73.954.880,40
jul/21	3.261.370,42	403.758,58	217.922,13	127	73.909.135,60
ago/21	3.264.075,05	404.093,50	217.046,42	128	73.862.831,58
set/21	3.266.783,52	404.428,71	216.174,23	129	73.815.966,32
out/21	3.269.493,45	404.764,20	215.305,55	130	73.768.533,81
nov/21	3.272.205,62	405.099,96	214.440,35	131	73.720.534,03
dez/21	3.274.920,03	810.872,02	427.157,26	132	73.284.553,44
jan/22	3.277.636,71	405.772,33	212.720,38	133	73.213.424,87
fev/22	3.280.355,83	406.108,94	211.865,57	134	73.161.709,18
mar/22	3.283.076,81	408.445,82	211.014,20	135	73.109.403,25
abr/22	3.285.800,25	406.782,98	210.166,25	136	73.056.503,90
mai/22	3.288.525,94	407.120,42	209.321,70	137	73.003.007,99
jun/22	3.291.253,80	407.458,15	208.480,55	138	72.948.912,31
jul/22	3.293.984,12	407.796,15	207.642,79	139	72.894.213,67
ago/22	3.296.718,61	408.134,43	206.808,38	140	72.838.908,86
set/22	3.299.451,36	408.472,99	205.977,33	141	72.782.994,63
out/22	3.302.186,38	408.811,84	205.149,62	142	72.728.467,75
nov/22	3.304.927,67	409.150,96	204.325,24	143	72.669.324,94
dez/22	3.307.669,23	818.980,74	407.008,34	144	72.200.079,35
jan/23	3.310.413,07	409.830,06	202.686,40	145	72.139.691,92
fev/23	3.313.159,19	410.170,03	201.871,91	146	72.078.688,93
mar/23	3.315.907,58	410.510,28	201.060,70	147	72.017.006,99
abr/23	3.318.658,25	410.850,81	200.252,74	148	71.954.702,73
mai/23	3.321.411,20	411.191,63	199.448,04	149	71.891.752,72
jun/23	3.324.166,44	411.532,73	198.646,57	150	71.828.153,53
jul/23	3.326.923,96	411.874,11	197.848,31	151	71.763.901,74
ago/23	3.329.683,77	412.215,77	197.053,27	152	71.698.993,86
set/23	3.332.445,87	412.557,72	196.261,42	153	71.633.426,43
out/23	3.335.210,26	412.899,96	195.472,75	154	71.567.195,95


Mês	Fl. Salarial com var. mensal de: 0,08295381%	Contribuição Amortizante Fl.Sal. x Taxa Contrib.	Vr. Atual Contrib. Amort. desc. a 0,486755%	N	Saldo Devedor do Deficit Atuarial
nov/23	3.337.976,95	413.242,47	194.687,26	155	71.500.288,90
dez/23	3.340.745,93	827.170,54	387.809,83	156	71.017.133,34
jan/24	3.343.517,20	413.928,36	193.125,72	157	70.946.868,62
fev/24	3.346.290,78	414.271,73	192.349,65	158	70.875.918,84
mar/24	3.349.068,65	414.615,38	191.576,70	159	70.804.277,37
abr/24	3.351.844,83	414.959,32	190.806,06	160	70.731.041,58
mai/24	3.354.625,32	415.303,54	190.040,11	161	70.658.907,79
jun/24	3.357.408,11	415.648,05	189.276,45	162	70.585.172,31
jul/24	3.360.193,20	415.992,85	188.515,85	163	70.510.731,45
ago/24	3.362.980,81	416.337,93	187.750,30	164	70.435.581,48
set/24	3.365.770,33	416.683,30	187.003,81	165	70.359.718,67
out/24	3.368.562,37	417.028,06	186.252,34	166	70.283.139,25
nov/24	3.371.356,72	417.374,80	185.503,90	167	70.205.839,46
dez/24	3.374.153,39	835.442,25	369.516,91	168	69.708.081,09
jan/25	3.376.952,38	418.087,84	184.016,01	169	69.627.285,95
fev/25	3.379.753,69	418.414,44	183.276,55	170	69.545.728,05
mar/25	3.382.557,32	418.761,53	182.540,07	171	69.463.448,49
abr/25	3.385.363,28	419.108,91	181.808,54	172	69.380.414,34
mai/25	3.388.171,57	419.456,58	181.075,88	173	69.296.828,67
jun/25	3.390.982,19	419.804,54	180.348,31	174	69.212.085,52
jul/25	3.393.795,14	420.152,78	179.623,59	175	69.126.780,92
ago/25	3.396.610,42	420.501,31	178.901,79	176	69.040.710,86
set/25	3.399.428,04	420.850,13	178.182,07	177	68.953.971,33
out/25	3.402.247,99	421.199,24	177.468,85	178	68.866.258,28
nov/25	3.405.070,28	421.548,65	176.753,71	179	68.777.687,69
dez/25	3.407.894,92	843.798,67	352.088,87	180	68.284.743,50
jan/26	3.410.721,80	422.248,32	175.336,01	181	68.172.721,92
fev/26	3.413.551,22	422.598,59	174.631,43	182	68.079.800,45
mar/26	3.416.382,89	422.949,15	173.929,69	183	67.988.274,89
abr/26	3.419.216,91	423.300,00	173.230,76	184	67.891.841,05
mai/26	3.422.053,28	423.651,15	172.534,64	185	67.796.594,69
jun/26	3.424.892,01	424.002,58	171.841,32	186	67.700.531,57
jul/26	3.427.733,09	424.354,31	171.150,78	187	67.603.647,42
ago/26	3.430.576,52	424.706,32	170.463,02	188	67.505.937,95
set/26	3.433.422,32	425.058,63	169.778,02	189	67.407.398,85
out/26	3.436.270,47	425.411,24	169.095,78	190	67.308.023,78
nov/26	3.439.120,99	425.764,13	168.416,27	191	67.207.814,41
dez/26	3.441.973,87	852.234,64	335.479,00	192	66.678.568,87
jan/27	3.444.829,12	426.470,80	167.065,45	193	66.574.583,47
fev/27	3.447.686,74	426.824,57	166.394,10	194	66.469.736,42
mar/27	3.450.546,72	427.178,84	165.725,45	195	66.364.023,23
abr/27	3.453.409,08	427.533,00	165.059,49	196	66.257.439,39
mai/27	3.456.273,82	427.887,88	164.398,21	197	66.149.880,37
jun/27	3.459.140,93	428.242,61	163.735,69	198	66.041.841,61
jul/27	3.462.010,42	428.597,85	163.077,83	199	65.932.418,53
ago/27	3.464.882,29	428.953,39	162.422,31	200	65.822.308,53
set/27	3.467.756,54	429.308,22	161.769,62	201	65.711.301,00
out/27	3.470.633,18	429.665,35	161.119,56	202	65.599.397,27
nov/27	3.473.512,20	430.021,77	160.472,11	203	65.486.690,69
dez/27	3.476.393,61	860.756,99	319.654,52	204	64.940.403,18
jan/28	3.479.277,41	430.735,51	159.185,00	205	64.823.671,71
fev/28	3.482.163,60	431.092,82	158.545,32	206	64.708.012,99
mar/28	3.485.052,19	431.450,43	157.908,22	207	64.587.422,21
abr/28	3.487.943,17	431.808,33	157.273,07	208	64.467.694,53

Mês	Fl. Salarial com var. mensal de: 0,08295381%	Contribuição Amortizante Fl.Sal. x Taxa Contrib.	Vr. Atual Contrib. Amort. desc. a 0,486755%	N	Saldo Devedor do Deficit Atuarial
mal/28	3.490.836,56	432.166,53	156.641,67	209	64.347.425,11
jun/28	3.493.732,34	432.525,03	156.012,22	210	64.226.009,05
jul/28	3.496.630,52	432.883,03	155.385,29	211	64.103.641,44
ago/28	3.499.531,11	433.242,92	154.760,88	212	63.980.317,37
set/28	3.502.434,10	433.602,31	154.138,98	213	63.856.031,87
out/28	3.505.339,51	433.962,00	153.519,50	214	63.730.779,96
nov/28	3.508.247,32	434.321,99	152.902,67	215	63.604.556,65
dez/28	3.511.157,54	434.681,98	152.287,21	216	63.478.358,78
jan/29	3.514.070,18	435.042,86	151.678,27	217	62.910.251,39
fev/29	3.516.985,24	435.403,75	151.066,77	218	62.778.947,09
mar/29	3.519.902,71	435.764,83	150.459,72	219	62.646.640,71
abr/29	3.522.822,61	436.126,42	149.855,10	220	62.513.327,09
mai/29	3.525.744,92	436.488,20	149.252,91	221	62.379.001,00
jun/29	3.528.669,66	436.850,28	148.653,15	222	62.243.657,24
jul/29	3.531.598,83	437.212,67	148.055,79	223	62.107.290,53
ago/29	3.534.526,42	437.575,35	147.460,84	224	61.969.895,60
set/29	3.537.458,45	437.938,34	146.868,27	225	61.831.467,14
out/29	3.540.392,90	438.301,62	146.278,09	226	61.691.999,82
nov/29	3.543.329,79	438.665,21	145.690,28	227	61.551.488,28
dez/29	3.546.269,12	439.029,20	145.104,66	228	61.409.932,03
jan/30	3.549.210,89	439.393,29	144.521,73	229	61.267.332,47
fev/30	3.552.155,09	439.757,79	143.940,98	230	61.123.689,99
mar/30	3.555.101,74	440.122,58	143.362,56	231	60.979.005,08
abr/30	3.558.050,83	440.487,68	142.786,46	232	60.833.269,20
mai/30	3.561.002,37	440.853,08	142.212,60	233	60.686.481,78
jun/30	3.563.958,36	441.218,79	141.641,21	234	60.538.642,21
jul/30	3.566.912,80	441.584,79	141.072,03	235	60.389.750,88
ago/30	3.569.871,69	441.951,10	140.505,14	236	60.239.806,13
set/30	3.572.833,03	442.317,72	139.940,53	237	60.088.808,28
out/30	3.575.796,83	442.684,64	139.378,18	238	59.936.756,62
nov/30	3.578.763,09	443.051,86	138.818,10	239	59.783.650,41
dez/30	3.581.731,81	443.419,48	138.260,22	240	59.629.489,13
jan/31	3.584.702,99	443.787,22	137.704,67	241	59.474.272,65
fev/31	3.587.676,64	444.155,36	137.151,31	242	59.318.000,65
mar/31	3.590.652,76	444.523,81	136.600,17	243	59.160.673,20
abr/31	3.593.631,34	444.892,56	136.051,25	244	59.002.290,58
mai/31	3.596.612,39	445.261,61	135.504,54	245	58.842.852,61
jun/31	3.599.595,92	445.630,97	134.960,02	246	58.682.359,38
jul/31	3.602.581,92	446.000,64	134.417,69	247	58.520.811,85
ago/31	3.605.570,40	446.370,62	133.877,54	248	58.358.219,99
set/31	3.608.561,36	446.740,80	133.339,56	249	58.194.583,71
out/31	3.611.554,00	447.111,49	132.803,74	250	58.029.903,92
nov/31	3.614.550,72	447.482,38	132.270,07	251	57.864.180,46
dez/31	3.617.549,13	447.853,47	131.738,54	252	57.697.412,65
jan/32	3.620.550,02	448.224,76	131.209,17	253	57.529.500,78
fev/32	3.623.553,41	448.596,22	130.681,91	254	57.360.444,99
mar/32	3.626.559,28	448.967,95	130.156,77	255	57.190.245,98
abr/32	3.629.567,65	449.341,48	129.633,74	256	57.018.903,39
mai/32	3.632.578,52	449.714,23	129.112,81	257	56.846.417,86
jun/32	3.635.591,88	450.087,28	128.593,98	258	56.672.788,99
jul/32	3.638.607,74	450.460,65	128.077,23	259	56.498.017,32
ago/32	3.641.626,11	450.834,32	127.562,56	260	56.322.103,41
set/32	3.644.646,97	451.208,31	127.049,96	261	56.145.146,75

Mês	Fl. Salarial com var. mensal de: 0,08295381%	Contribuição Amortizante Fl.Sal. x Taxa Contrib.	Vr. Atual Contrib. Amort. desc. a 0,486755%	N	Saldo Devedor do Deficit Atuarial
out/32	3.647.670,35	451.582,60	126.539,41	262	54.443.474,80
nov/32	3.650.696,23	451.957,21	126.030,92	263	54.254.324,00
dez/32	3.653.724,62	904.664,24	251.048,94	264	53.609.341,80
jan/33	3.656.755,52	452.707,35	125.020,06	265	53.415.377,13
fev/33	3.659.788,94	453.082,89	124.517,67	266	53.220.090,86
mar/33	3.662.824,88	453.458,74	124.017,30	267	53.023.476,34
abr/33	3.665.863,33	453.834,90	123.518,94	268	52.826.626,80
mai/33	3.668.904,30	454.211,37	123.022,59	269	52.626.235,43
jun/33	3.671.947,80	454.588,16	122.528,23	270	52.425.595,37
jul/33	3.674.993,82	454.965,25	122.035,85	271	52.223.599,76
ago/33	3.678.042,37	455.342,67	121.545,46	272	52.020.241,87
set/33	3.681.093,44	455.720,39	121.057,03	273	51.815.514,17
out/33	3.684.147,05	456.098,43	120.570,57	274	51.609.410,27
nov/33	3.687.203,19	456.476,78	120.086,06	275	51.401.922,95
dez/33	3.690.261,87	913.710,88	239.207,01	276	50.733.965,96
jan/34	3.693.323,08	457.234,42	119.122,88	277	50.521.466,05
fev/34	3.696.386,83	457.613,71	118.644,19	278	50.307.530,59
mar/34	3.699.453,13	457.993,32	118.167,43	279	50.092.182,38
abr/34	3.702.521,98	458.373,25	117.692,58	280	49.875.404,18
mai/34	3.705.593,35	458.753,48	117.219,63	281	49.657.188,72
jun/34	3.708.667,28	459.134,04	116.748,59	282	49.437.528,67
jul/34	3.711.743,76	459.514,91	116.279,44	283	49.216.416,89
ago/34	3.714.822,79	459.896,09	115.812,18	284	48.993.845,40
set/34	3.717.904,38	460.277,59	115.346,80	285	48.769.607,38
out/34	3.720.988,52	460.659,41	114.883,28	286	48.544.295,16
nov/34	3.724.075,22	461.041,55	114.421,63	287	48.317.301,26
dez/34	3.727.164,49	922.847,99	227.923,66	288	47.625.148,13
jan/35	3.730.256,31	461.806,77	113.503,88	289	47.392.911,29
fev/35	3.733.350,70	462.189,85	113.047,77	290	47.169.159,07
mar/35	3.736.447,66	462.573,26	112.593,49	291	46.923.883,78
abr/35	3.739.547,18	462.956,98	112.141,04	292	46.687.077,69
mai/35	3.742.649,28	463.341,02	111.690,41	293	46.448.733,02
jun/35	3.745.753,95	463.725,38	111.241,58	294	46.208.841,97
jul/35	3.748.861,20	464.110,06	110.794,57	295	45.967.396,68
ago/35	3.751.971,02	464.495,05	110.349,34	296	45.724.389,28
set/35	3.755.083,42	464.880,37	109.905,91	297	45.479.811,83
out/35	3.758.198,41	465.266,00	109.464,28	298	45.233.656,38
nov/35	3.761.315,98	465.651,96	109.024,38	299	44.985.914,92
dez/35	3.764.436,13	932.076,47	217.172,54	300	44.268.272,70
jan/36	3.767.558,87	466.424,83	108.149,92	301	44.015.055,55
fev/36	3.770.684,21	466.811,75	107.715,33	302	43.760.217,06
mar/36	3.773.812,13	467.198,99	107.282,48	303	43.503.749,00
abr/36	3.776.942,65	467.586,55	106.851,37	304	43.245.643,12
mai/36	3.780.075,77	467.974,43	106.421,99	305	42.985.891,14
jun/36	3.783.211,49	468.362,63	105.994,34	306	42.724.494,70
jul/36	3.786.349,81	468.751,16	105.568,41	307	42.461.415,44
ago/36	3.789.490,73	469.140,00	105.144,18	308	42.196.674,94
set/36	3.792.634,26	469.529,17	104.721,67	309	41.930.254,73
out/36	3.795.780,39	469.918,87	104.300,85	310	41.662.146,33
nov/36	3.798.929,13	470.308,48	103.881,72	311	41.392.341,18
dez/36	3.802.080,49	941.397,24	206.928,55	312	40.647.840,83
jan/37	3.805.234,46	471.089,08	103.048,51	313	40.372.314,20
fev/37	3.808.391,05	471.479,87	102.634,42	314	40.095.053,64
mar/37	3.811.550,25	471.870,98	102.221,98	315	39.816.050,48

Mês	Fl. Salarial com var. mensal de: 0,08295381%	Contribuição Amortizante Fl.Sal. x Taxa Contrib.	Vr. Atual Contrib. Amort. desc. a 0,486755%	N	Saldo Devedor do Deficit Atuarial
abr/37	3.014.712,08	472.262,41	101.811,21	316	39.535.295,92
mai/37	3.817.876,53	472.654,17	101.402,08	317	39.252.781,11
jun/37	3.821.043,60	473.046,28	100.994,81	318	38.868.497,15
jul/37	3.824.213,31	473.438,67	100.588,76	319	38.682.435,11
ago/37	3.827.385,64	473.831,40	100.184,55	320	38.394.586,99
set/37	3.830.560,60	474.224,46	99.781,97	321	38.104.940,78
out/37	3.833.738,19	474.617,85	99.381,00	322	37.813.490,41
nov/37	3.836.918,43	475.011,57	98.981,64	323	37.520.225,76
dez/37	3.840.101,30	475.405,21	197.167,77	324	36.747.418,00
jan/38	3.843.286,81	475.799,97	98.187,73	325	36.448.171,94
fev/38	3.846.474,98	476.194,67	97.793,17	326	36.147.072,67
mar/38	3.849.665,78	476.589,69	97.400,19	327	35.844.110,84
abr/38	3.852.859,20	476.985,04	97.008,79	328	35.539.277,08
mai/38	3.856.055,30	477.380,71	96.618,97	329	35.232.581,88
jun/38	3.859.254,04	477.776,72	96.230,71	330	34.923.955,81
jul/38	3.862.455,44	478.173,05	95.844,01	331	34.613.449,33
ago/38	3.865.659,49	478.569,72	95.458,87	332	34.301.032,04
set/38	3.868.866,20	478.966,71	95.075,27	333	33.988.896,73
out/38	3.872.075,58	479.364,03	94.693,21	334	33.670.431,32
nov/38	3.875.287,61	479.761,88	94.312,69	335	33.352.226,88
dez/38	3.878.502,31	480.159,32	187.867,41	336	32.549.876,79
jan/39	3.881.719,87	480.557,97	93.558,24	337	32.225.116,37
fev/39	3.884.939,71	480.956,61	93.180,28	338	31.898.876,04
mar/39	3.888.162,41	481.355,99	92.805,84	339	31.570.245,83
abr/39	3.891.387,79	481.754,89	92.432,91	340	31.239.815,73
mai/39	3.894.615,85	482.154,52	92.061,47	341	30.907.375,66
jun/39	3.897.846,58	482.554,49	91.691,53	342	30.572.915,51
jul/39	3.901.079,99	482.954,78	91.323,07	343	30.238.425,12
ago/39	3.904.316,09	483.355,41	90.956,09	344	29.897.894,26
set/39	3.907.554,87	483.756,38	90.590,89	345	29.557.312,67
out/39	3.910.796,33	484.157,67	90.226,55	346	29.214.870,03
nov/39	3.914.040,49	484.559,30	89.863,98	347	28.869.955,98
dez/39	3.917.287,33	484.962,52	179.005,74	348	28.035.838,28
jan/40	3.920.536,87	485.363,55	89.143,21	349	27.684.578,04
fev/40	3.923.789,11	485.766,18	88.784,99	350	27.331.203,43
mar/40	3.927.044,04	486.169,14	88.428,21	351	26.975.703,84
abr/40	3.930.301,67	486.572,44	88.072,86	352	26.618.068,57
mai/40	3.933.562,01	486.976,07	87.718,95	353	26.258.286,91
jun/40	3.936.825,05	487.380,03	87.366,45	354	25.898.348,05
jul/40	3.940.090,79	487.784,33	87.015,38	355	25.532.241,17
ago/40	3.943.359,25	488.188,97	86.665,71	356	25.165.955,38
set/40	3.946.630,42	488.593,94	86.317,45	357	24.797.479,73
out/40	3.949.904,30	488.999,25	85.970,68	358	24.426.803,23
nov/40	3.953.180,89	489.404,88	85.625,12	359	24.053.914,82
dez/40	3.956.460,21	489.811,74	170.562,07	360	23.188.808,36
jan/41	3.959.742,24	490.217,19	84.938,34	361	22.808.886,99
fev/41	3.963.027,00	490.623,84	84.597,02	362	22.424.868,87
mar/41	3.966.314,48	491.030,83	84.257,07	363	22.040.601,79
abr/41	3.969.604,69	491.438,16	83.918,48	364	21.654.055,26
mai/41	3.972.897,63	491.845,83	83.581,26	365	21.265.217,55
jun/41	3.976.193,30	492.253,83	83.245,39	366	20.874.077,16
jul/41	3.979.491,70	492.662,18	82.910,88	367	20.480.822,54
ago/41	3.982.792,84	493.070,86	82.577,70	368	20.084.842,08
set/41	3.986.096,72	493.479,88	82.245,87	369	19.686.724,14

Mês	Fl. Salarial com var. mensal de: 0,08295381%	Contribuição Amortizante Fl.Sal. x Taxa Contrib.	Vr. Atual Contrib. Amort. desc. a 0,486755%	N	Saldo Devedor do Deficit Atuarial
out/41	3.989.403,34	493.889,24	81.915,37	370	19.286.256,98
nov/41	3.992.712,70	494.298,94	81.586,19	371	18.883.428,84
dez/41	3.996.024,81	989.417,96	162.516,69	372	17.981.110,87
jan/42	3.999.339,66	495.119,36	80.931,81	373	17.571.105,45
fev/42	4.002.657,27	495.530,08	80.606,59	374	17.158.691,59
mar/42	4.005.977,62	495.941,14	80.282,68	375	16.743.857,22
abr/42	4.009.300,74	496.352,54	79.960,07	376	16.326.590,22
mai/42	4.012.626,60	496.764,29	79.638,75	377	15.906.878,40
jun/42	4.015.955,23	497.176,37	79.318,72	378	15.484.709,53
jul/42	4.019.286,62	497.588,80	78.999,99	379	15.060.071,29
ago/42	4.022.620,77	498.001,57	78.682,53	380	14.632.951,32
set/42	4.025.957,69	498.414,68	78.366,35	381	14.203.337,21
out/42	4.029.297,37	498.828,13	78.051,44	382	13.771.216,46
nov/42	4.032.639,83	499.241,93	77.737,79	383	13.336.576,53
dez/42	4.035.985,06	999.312,14	154.850,81	384	12.597.316,64
jan/43	4.039.333,06	500.070,55	77.114,27	385	11.965.166,53
fev/43	4.042.683,84	500.485,38	76.804,39	386	11.510.427,63
mar/43	4.046.037,40	500.900,55	76.495,76	387	11.063.116,20
abr/43	4.049.393,74	501.316,07	76.188,36	388	10.613.210,23
mai/43	4.052.752,87	501.731,93	75.882,20	389	10.160.696,42
jun/43	4.056.114,78	502.148,13	75.577,28	390	9.705.561,75
jul/43	4.059.479,48	502.564,69	75.273,57	391	9.247.793,12
ago/43	4.062.846,98	502.981,58	74.971,09	392	8.787.377,34
set/43	4.066.217,26	503.398,82	74.669,82	393	8.324.301,20
out/43	4.069.590,35	503.816,41	74.369,76	394	7.858.551,38
nov/43	4.072.966,23	504.234,35	74.070,91	395	7.390.114,54
dez/43	4.076.344,91	1.009.305,26	147.546,52	396	6.411.868,19
jan/44	4.079.726,39	505.071,26	73.476,81	397	5.935.548,56
fev/44	4.083.110,68	505.490,23	73.181,54	398	5.456.489,41
mar/44	4.086.497,77	505.909,56	72.887,47	399	4.974.677,04
abr/44	4.089.887,68	506.329,23	72.594,57	400	4.490.097,72
mai/44	4.093.280,40	506.749,25	72.302,86	401	4.002.737,62
jun/44	4.096.675,93	507.169,62	72.012,31	402	3.512.582,86
jul/44	4.100.074,28	507.590,33	71.722,93	403	3.019.619,48
ago/44	4.103.475,45	508.011,40	71.434,72	404	2.523.833,48
set/44	4.106.879,44	508.432,81	71.147,66	405	2.025.210,71
out/44	4.110.286,25	508.854,58	70.861,76	406	1.523.737,07
nov/44	4.113.695,89	509.276,69	70.577,00	407	1.019.398,31
dez/44	4.117.108,36	1.019.398,31	140.586,78	408	0,00

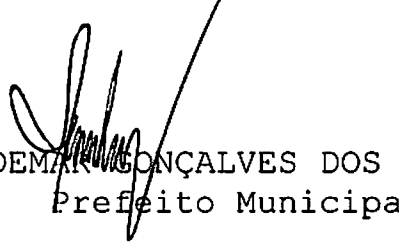


Estado do Maranhão
PREFEITURA MUNICIPAL DE AÇAILÂNDIA
Av. Santa Luzia, s/n, Km 04, Parque das Nações.

CERTIDÃO

Certifico para todos os fins e efeitos legais, que a Lei nº 356/2011 - GAB, de 25 de março de 2011, que Dispõe sobre o Plano de Amortização do Regime Próprio de Previdência Social do Município de Açailândia, Estado do Maranhão, e dá outras providências, foi publicada no mural da Prefeitura Municipal de Açailândia. Por ser verdade firmo o presente.

Açailândia/MA, 25 de março de 2011.


ILDEOMAR GONÇALVES DOS SANTOS
Prefeito Municipal




Estado do Maranhão
PREFEITURA MUNICIPAL DE AÇAILÂNDIA
Av. Santa Luzia, s/n, Km 04, Parque das Nações.

CERTIDÃO

Certifico para todos os fins e efeitos legais, que a Lei nº 356/2011 - GAB, de 25 de março de 2011, que Dispõe sobre o Plano de Amortização do Regime Próprio de Previdência Social do Município de Açailândia, Estado do Maranhão, e dá outras providências, foi publicada no mural da Prefeitura Municipal de Açailândia. Por ser verdade firmo o presente.

Açailândia/MA, 25 de março de 2011.


ILDEOMAR GONÇALVES DOS SANTOS
Prefeito Municipal